






2 + ? = 1

Bloque 2
Cuarto

Matemáticas



Nombre: _____

Salón: _____ N.L. _____




Bloque 2
Cuarto

Español



Nombre: _____

Salón: _____ N.L. _____



Bloque 2

Cívica

Cuarto

ESTABILIDAD

Nombre: _____

Salón: _____ N.L. _____



Bloque 2

Cuarto

Naturales


Nombre: _____

Salón: _____ N.L. _____

Historia

Bloque 2

Cuarto




Nombre: _____

Salón: _____ N.L. _____

Salón: _____ N.L. _____

This page is a worksheet cover for 'Historia' (History). It features a large, stylized pyramid with a staircase leading up to a small square opening at the top. To the left of the pyramid is a girl in a dress, and to the right is a boy in a tunic and headband. The title 'Historia' is written in a large, decorative font at the top. Below it, 'Bloque 2' and 'Cuarto' are written. At the bottom, there are two sets of blank lines for a student's name and grade level.


MEXICO



Bloque 2

Geografía

Cuarto



Nombre: _____

Salón: _____

N.L. _____

This page is a worksheet cover for 'Geografía' (Geography). It features a map of Mexico with the word 'MEXICO' written above it. Below the map is the Mexican flag. The title 'Geografía' is written in a large, decorative font. Below it, 'Bloque 2' and 'Cuarto' are written. At the bottom, there are three sets of blank lines for a student's name and grade level. To the right, there is an illustration of a girl in a dress and a boy in a poncho and sombrero.

